

HOW TO USE THIS RESOURCE



Your best learning experience will be if you access this resources on a laptop.

In New Zealand we expect you to have and use a laptop for professional study rather than a smart phone or other device. If you use a smart phone exclusively the formatting, graphics and links may be disrupted.

Three writers, Susan Ball, Kim McLellan and Bonnie Moyo, have collaborated on the subject specific modules of this document and you may note some slight variances in their writing style. To ensure clarity we have decided to provide each module in a similar and predictable way to minimize any confusion. We will start with the title, a definition if necessary, then explain why the knowledge is required and provide relevant links to documents or position statements that support our assertion. This is the usual way we will signal an important document or resource. If we need to reference anything, we will do so using APA, which is standard across most tertiary education in New Zealand.

Please be aware the final exam content will be taken from any of the presented text, links or documents we point you towards. If they weren't of importance, we would not have included them in here. We will assume knowledge of anatomy and physiology, basic medications and nursing care.

We may also include a snapshot scenario and discussion section. We want to get you thinking and hope this stimulates your professional passion to learn and evolve your nursing practice. In New Zealand we certainly expect nurses to learn, add to their existing knowledge and reflect on their practice regularly.

We also expect you are familiar with the concept of adult learning because we assume this is the method of training and learning you are using. Here is an overview for those who want to refresh.

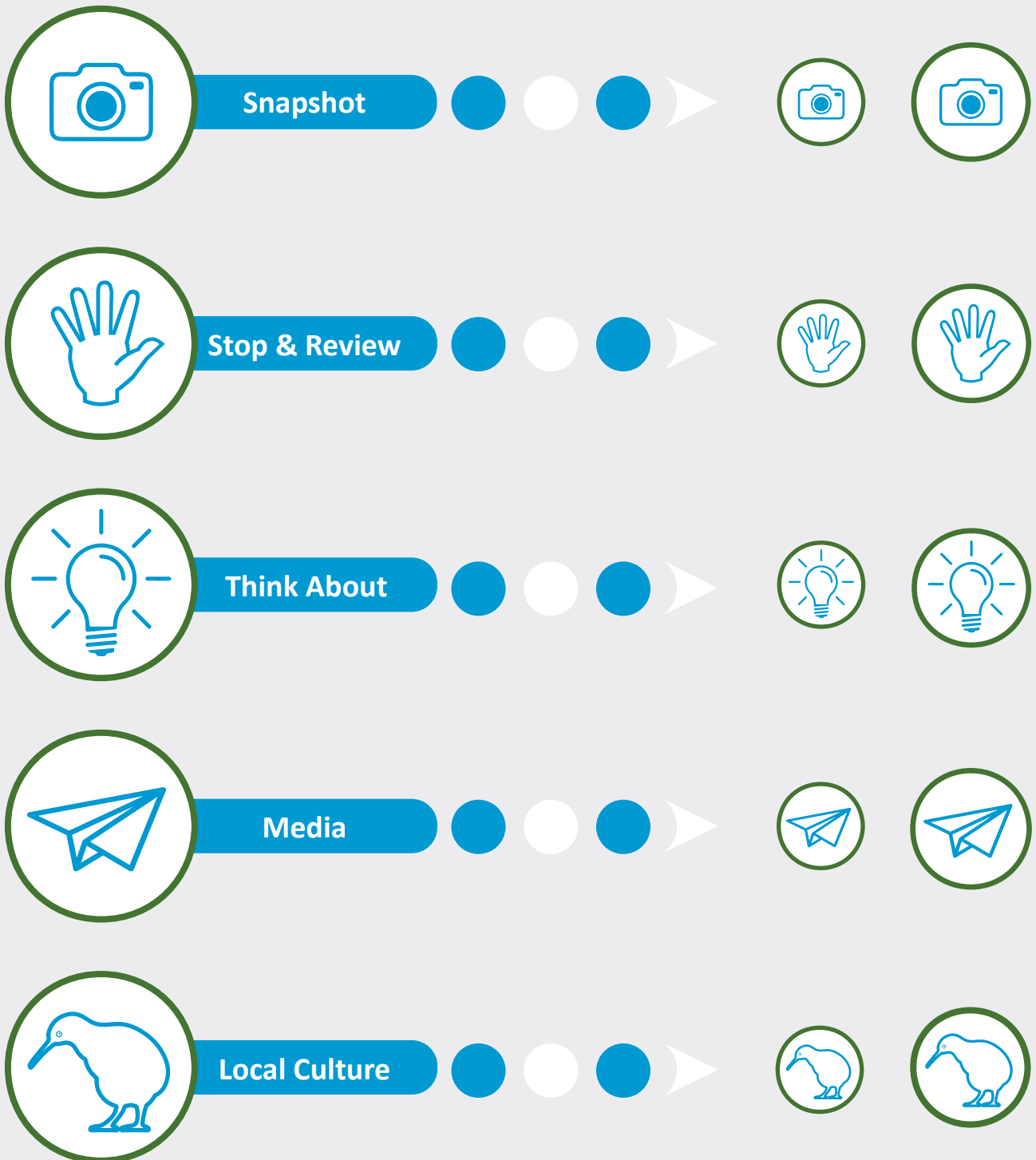
<https://www.youtube.com/watch?v=Uk6QFIUYrkE&t=15s>

Each module will cover a different topic but it is likely that some key documents will come up more than once because all of this resource is interlinked and you are not studying a particular subject in isolation but rather building upon knowledge you already have.

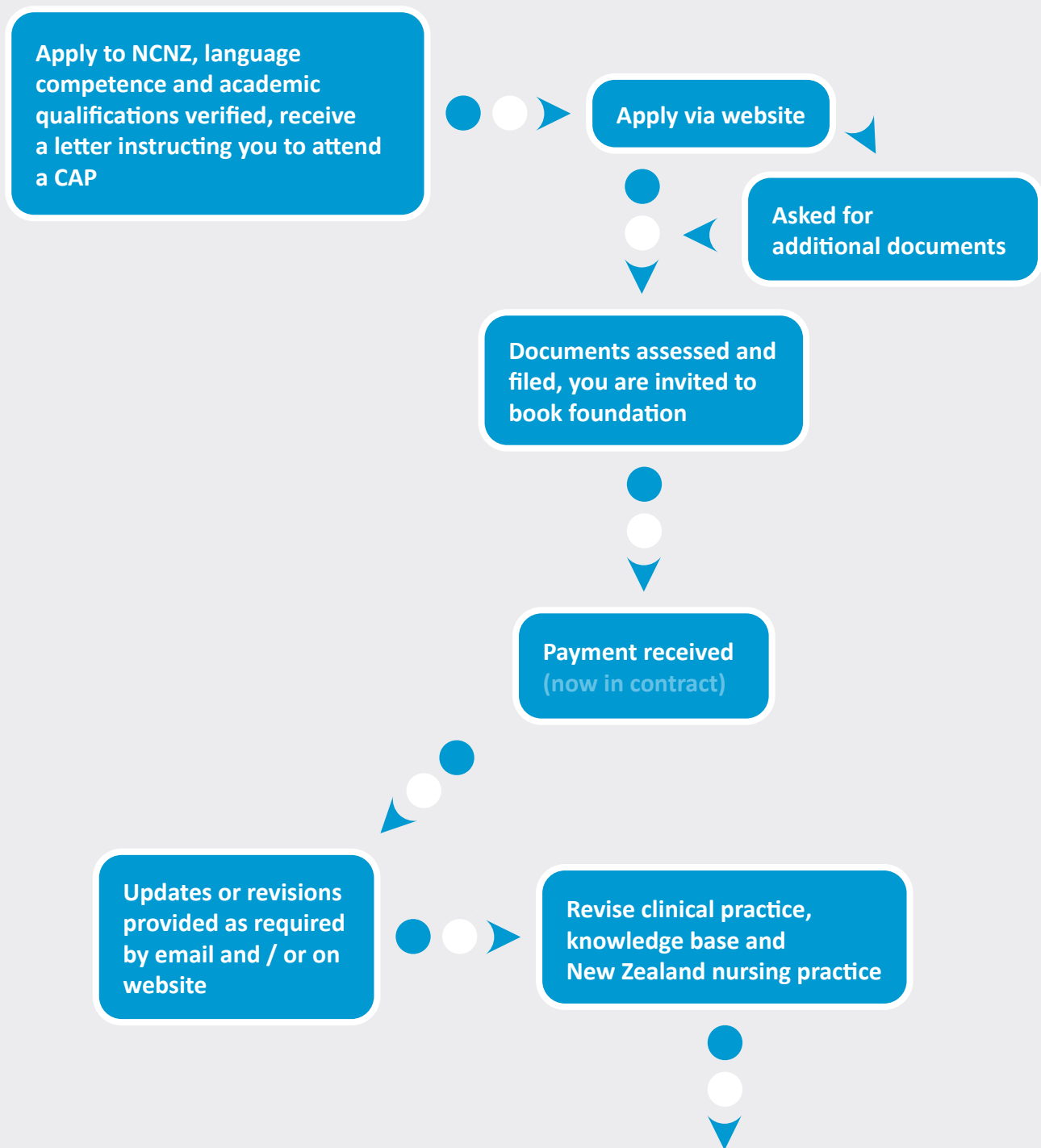


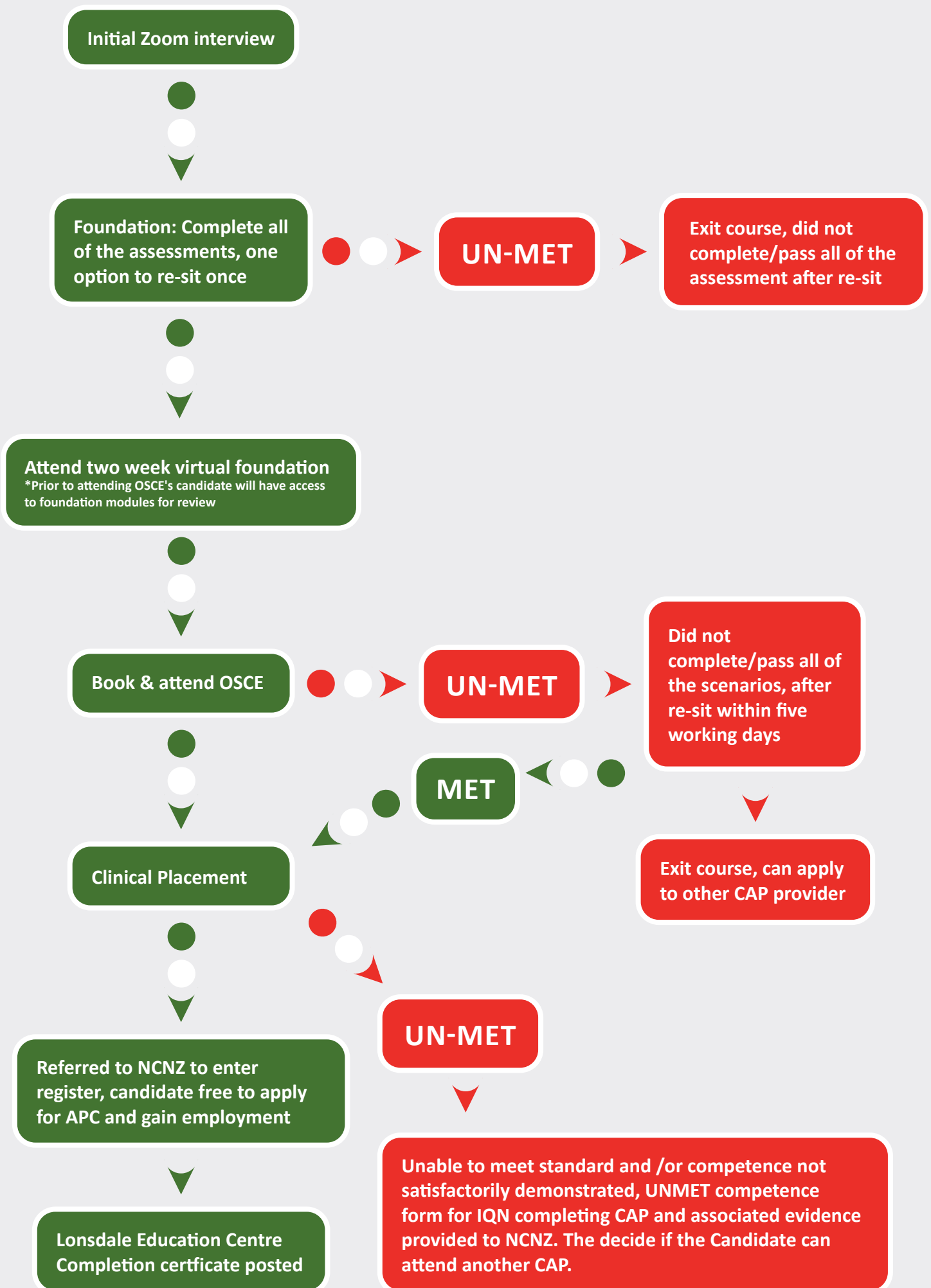
The running order is relatively sequential and follows the four domains noted in the competency assessment form within which we identify your competence https://www.nursingcouncil.org.nz/Public/Publications/Forms_and_resources/NCNZ/publications-section/Forms_and_resources.aspx

ICONS



COURSE PATHWAY





If you would like the structure explained in greater detail please read on.

You will be given access via a password, to our learning environment on our website www.lonsdaleeducationcentre.com at the beginning of your course.

Please see the website for the entry dates for each course.



Prior to this you are of course welcome to look over the public sections and /or gain information from any other resources you want. At the designated time enter the candidate only section and look at all of the documents in there. They are all important and may be news to you even if you live and work in New Zealand already.

Complete the foundation module and associated assessments. You can do this anywhere in the world and can still work while completing this part of our course. We have specifically changed our model of delivery because of the COVID 19 pandemic to accommodate candidates who are scattered all over the world and are not able to control their travel plans.

Upload the assessments by the specified date and time. We will always use New Zealand time to measure you have met this requirement. Any late entries will be automatically failed. All assessments can be repeated once. We will provide feedback about how you can make improvements if you do not pass the assessment. Follow the instructions as directed for your second attempt.

We will advise you if you have met the standard required for the foundation. You will then be invited to book your OSCE in New Zealand at our testing centre at 9 Lady's Mile, Foxton. If you live here already you can book OSCES immediately, after being notified you have met the standards of the foundation. If you are arriving from overseas you will need to keep us generally informed as to your travel plans.

Book your OSCE testing to accommodate any travel, self-isolation, and personal matters. You can revise the foundation during your isolation period. We have sessions Monday to Friday excluding public holidays. Expect to complete six different nursing stations which will include an assessment (A), diagnosis (D), planning (P), intervention (I) and evaluation (E) based upon a specific clinical presentation, task demonstrations and /or interpretation of test results, a demonstration of your critical thinking ability and an evaluation of your ability to risk manage. It is your responsibility to upskill your ability to communicate in English and your nursing practice to a standard adequate to pass all of the OSCES in the same round. If you fail the ADPIE scenario you will need to repeat it in total using the scenario you were previously presented with, in another session within the next five working days. If you book and do not arrive to test you will need to re book and it may not be possible to fit you in at your convenience.

If you pass both the foundation and the OSCES we will decide when you need to attend a clinical placement and over how many weeks. These will be individually negotiated on your behalf and may start several weeks after your OSCE testing. The date they start will depend on workforce issues and availability of the placement which is something we cannot control. You will need to be patient and prepared to live somewhere while waiting for your placement to start. Some may be in your preferred geographic area and /or practice specialty but some may not be. We have in the past used placements in a District Health Board (DHB), private hospitals and in Aged Residential Care (ARC). Most of our placements are located within the central and lower North Island but we may try to get placements in other areas including the South Island, particularly if you are already employed and living in a particular place in New Zealand. If we need to negotiate on your behalf for authorisation for this placement with NCNZ it may take time. We will also have placements available in Lonsdale Total Care Centre. It is an ARC facility with hospital, dementia and rest

home levels of care. It is located in Foxton. It is possible we may be able to offer accommodation at market rates for this placement but it is very unlikely we will be able to offer transport or accommodation for any other placements. Please understand these matters are your responsibility and you must have enough funds to live safely while progressing through your competency programme. We also respectfully suggest you look into where places are, travel options, costs and the practicality of arriving at a new place yourself. Driving is essential in New Zealand and you may wish to update your skills before you come because a rental car may be your best option for maximum flexibility getting to shifts and living happily. We are regularly surprised to find candidates who do not realise we have both inclement weather and night time. We can safely predict that these are always going to occur in New Zealand. You will need to think about how you stay warm while getting to and from work and how to travel after night has fallen.

You will be expected to work on any of the days of the week including public holidays. You will attend shifts that can generally be described as AM or PM. Some placements have particular shift times which differ from others and this is one of the reasons you will need to manage your transport effectively. You will not be required to work over a night duty. Normal work safe regulations and safe shift working practices will be in place and if an outbreak such as norovirus or COVID 19 occurs you will not leave the placement. You will act like a nurse and continue to provide nursing care. Again, you are not a student nurse.

At the end of your placement you will need to have successfully met all of the competencies consistently and reliably. Your preceptors will help us assess this but the final decision remains with the General Manager of the course as to whether you are referred for entry onto the register.